

PORT CONNECTIONS

STANDARD INFORMATION

BAR STOCK DESIGN

Flat wrench pads for easier installation. Neat appearance for modern looking equipment.

Ease of tapping for connecting auxiliary lines without welding.

MATERIAL - STEEL

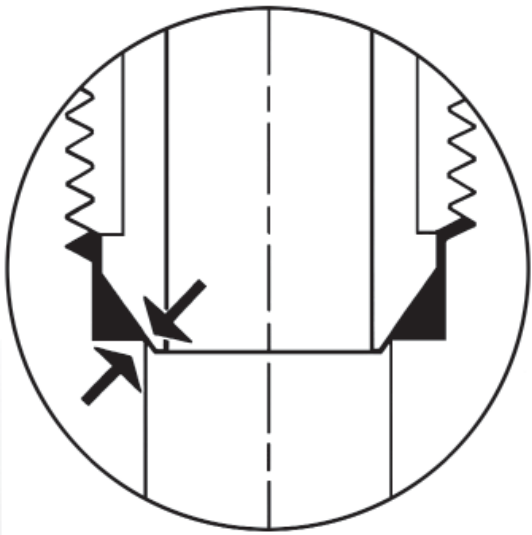
LDI fittings are machined from high quality steel bar stock. (Other materials will be quoted on request)

***All items in the MK Section are non-stock; quoted upon request.**

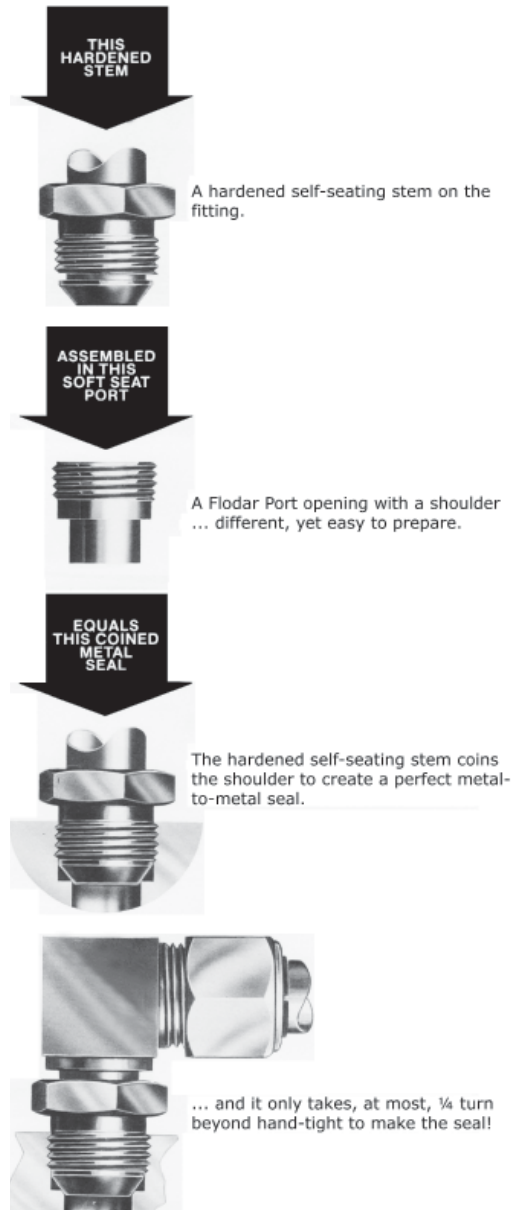
SIZES

(1/4 inch O.D. to 2 inch O.D.)

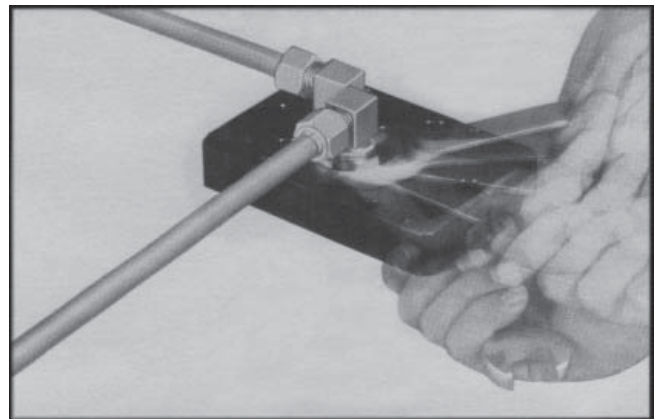
1 CONNECTION WITH THE COINED METAL SEAL



2 SWIVEL NUT FOR NO-SWING ASSEMBLY



NO-SWING ASSEMBLY



When assembling into a LDI Port, the fitting remains stationary. Only the swivel nut turns

Dimensions and specifications are subject to change without notice. Not all items are Made-To-Stock, contact us for availability.

02/14

Ph : 920-682-6877
Fx : 920-684-7210

LDI Industries

sales@ldi-industries.com
www.ldi-industries.com